

# Specialty Products

## Minnesota Clay Potter's Pens

Our Underglaze Pens come in twenty types. You use the Potter's Pens by drawing on bisque ware and covering with a clear glaze. All colors are stable to Cone 9. Pens are refillable using our 2 or 4 oz. refills. Pens can only be refilled with our specially formulated and manufactured refill materials. Refills make an excellent brush-on underglaze as well. We also have created a Wax Resist Pen that can be applied to bisque ware and used to resist any kind of glaze. 6 pack includes black, blue, bright red, green, white and yellow. 12 pack includes the same as 6 pack as well as brilliant orange, turquoise, dark blue, brown, pink and lavender.



Baby Blue      Black      Blue      Bright Red



Brilliant Orange      Brown      Chartreuse      Dark Blue      Gold      Gray      Green      Lavender      Pink



Teal      Terra Cotta



Turquoise      Violet



White      Yellow



Wax Resist (do not freeze)

Description	Code	Pen Price	Code	2 oz. Refill	Code	4 oz. Refill
Baby Blue <i>Real!</i>	UGBBLP	\$11.95	UGBBLP2	\$7.95	UGBBLP4	\$11.95
Black	UGBLKP	\$11.95	UGBLKP2	\$7.95	UGBLKP4	\$11.95
Blue	UGBLUP	\$11.95	UGBLUP2	\$7.95	UGBLUP4	\$11.95
Bright Red	UGBRDP	\$11.95	UGBRDP2	\$7.95	UGBRDP4	\$12.95
Brilliant Orange	UGBORP	\$11.95	UGBORP2	\$7.95	UGBORP4	\$12.95
Brown	UGBRNP	\$11.95	UGBRNP2	\$7.95	UPBRNP4	\$11.95
Chartreuse <i>Real!</i>	UGCHARP	\$11.95	UGCHARP2	\$7.95	UGCHARP4	\$11.95
Dark Blue	UGDBLP	\$11.95	UGDBLP2	\$7.95	UGDBLP4	\$11.95
Gold	UGGLDP	\$11.95	UGGLDP2	\$7.95	UGGLDP4	\$11.95
Gray	UGGRAP	\$11.95	UGGRAP2	\$7.95	UGGRAP4	\$11.95
Green	UGGRNP	\$11.95	UGGRNP2	\$7.95	UGGRNP4	\$11.95
Lavender	UGLAVP	\$11.95	UGLAVP2	\$7.95	UGLAVP4	\$11.95
Pink	UGPINP	\$11.95	UGPINP2	\$7.95	UGPINP4	\$11.95
Terra Cotta	UGPTCTP	\$11.95	UGTCTP2	\$7.95	UGTCTP4	\$11.95
Teal	UGTEAP	\$11.95	UGTEAP2	\$7.95	UGTEAP4	\$13.95
Turquoise	UGTURP	\$11.95	UGTURP2	\$7.95	UGTURP4	\$11.95
Violet <i>Real!</i>	UGVIOP	\$11.95	UGVIOP2	\$7.95	UGVIOP4	\$12.95
White	UGWHTP	\$11.95	UGWHTP2	\$7.95	UGWHTP4	\$11.95
Yellow	UGYELP	\$11.95	UGYELP2	\$7.95	UGYELP4	\$12.95
Wax Resistant (do not freeze)	UGWAXP	\$10.50	Not Available		UGWAXP4	\$12.50
Potter's Pen 6 Pack	UGP6	\$57.95	Not Available		Not Available	
Potter's Pen 12 Pack	UGP12	\$107.95	Not Available		Not Available	
Potter's Pen Complete Pack	UGPCOMP	\$165.95	Not Available		Not Available	

## How to use a Potter's Pen:



# Specialty Products

Specialty

## Minnesota Clay Potter's Slip

Slip trailing is a technique that reached its peak in western pottery during the 17th century. Slip trailing was frequently used for pattern decoration or personalization.


Potter's Slip is an updated version of this unique material-using ingredients that allow it to perform over a number of clay bodies ranging from Cone 06 to 9. The 4 oz. bottle of Slip is conveniently packaged in its own slip trail bottle.

Slip Trails are applied to either wet clay or a wet "field" of base slip. Best results are achieved before the clay piece has reached the leather hard state. Thinned with water, Potter's Slip can be used as a brushed on underglaze decoration on greenware or bisque ware.

Description	Code	4 oz. Price	Code	Pint Price	Code	Gallon Price
Black	STBLK4	\$10.95	STBLKR	\$19.95	STLBKG	\$89.95
Blue	STBLU4	\$10.95	STBLUR	\$20.95	STBLUG	\$90.95
Bright Red	STBRD4	\$10.95	STBRDR	\$26.95	STBRDG	\$158.95
Brilliant Orange	STBOR4	\$10.95	STBORR	\$25.95	STBORG	\$144.95
Gold	STGLD4	\$10.95	STGLDR	\$20.95	STGLDG	\$89.95
Green	STGRN4	\$10.95	STGRNR	\$21.95	STGRNG	\$103.95
Lavender	STLAV4	\$10.95	STLAVR	\$20.95	STLAVG	\$89.95
Pink	STPIN4	\$10.95	STPINR	\$19.95	STPING	\$89.95
Terra Cotta	STTCT4	\$10.95	STTCTR	\$21.95	STTCTG	\$103.95
Turquoise	STTUR4	\$10.95	STTURR	\$20.95	STTURG	\$99.95
White	STWHT4	\$10.95	STWHTR	\$19.95	STWHTG	\$79.95
Yellow	STYEL4	\$10.95	STYELR	\$25.95	STYELG	\$121.95



Unknown Artist. Piece done with Black and White Potter's Slip




## Minnesota Clay Potter's Pads

Underglaze stamping inks are available in ten colors. Use regular rubber stamps to decorate your pots, or use Safety Cut (pg. 45) printing blocks to make your own designs. These fire from Cone 06 to 9. Please test if firing in reduction or outside this firing range.

**New! Yellow Pad!**

Description	Code	Pad Price	Code	3 oz. Refill Price
Black	PADBLK	\$13.95	PADBLKR	\$16.95
Blue	PADBLU	\$13.95	PADBLUR	\$18.95
Bright Red	PADBRD	\$13.95	PADBRDR	\$18.95
Brilliant Orange	PADBOR	\$13.95	PADBORR	\$17.95
Brown	PADBRN	\$13.95	PADBRNR	\$16.95
Gold	PADGLD	\$13.95	PADGLDR	\$16.95
Green	PADGRN	\$13.95	PADGRNR	\$16.95
Teal	PADTEA	\$13.95	PADTEAR	\$17.95
White	PADWHT	\$13.95	PADWHTR	\$16.95
Yellow	PADYEL	\$13.95	PADYELR	\$16.95



# Specialty Products

Specialty

## Minnesota Clay Choxils

Choxils are a solid underglaze drawing medium like chalk with the density and a diameter of a pencil. They can be sharpened in most pencil sharpeners. Choxils are applied to bisque ware. All colors are stable to Cone 8 except Rose, which is stable to Cone 4. Colors shown were fired at Cone 6. Our Choxil Kit comes with each of the ten different colors.

Description	Code	Single Price	Code	Box of 10
Black	CHXBLKS	\$5.95	CHXBLKX	\$31.50
Blue	CHXBLUS	\$5.95	CHXBLUX	\$31.50
Brown	CHXBRNS	\$5.95	CHXBRNX	\$31.50
Deep Red Brown	CHXDRBS	\$5.95	CHXDREBX	\$31.50
Gray	CHXGRYS	\$5.95	CHXGRYX	\$31.50
Green	CHXGRNS	\$5.95	CHXGRNX	\$31.50
Lavender	CHXLAVS	\$5.95	CHXLAVX	\$31.50
Rose	CHXROSS	\$5.95	CHXROSX	\$31.50
Turquoise	CHXTURS	\$5.95	CHXTURX	\$31.50
Yellow	CHXYELS	\$5.95	CHXYELX	\$31.50
Choxil Kit	Not Available		CHXKIT	\$31.50



Black      Blue      Brown      Deep Red Brown



Gray      Green      Lavender      Rose      Turquoise      Yellow

**Choxil Kit**  
All ten colors



## Minnesota Clay Graffito

The principle behind Graffito is exactly the same as carbon paper. Graffito sheets are embedded with a ceramic underglaze that will transfer to a bisque piece when drawn upon by using a pen or a pencil. This means that everything from photographic newspaper images to original drawings can be transferred to a piece. To set the transferred image fire to Cone 013 to burn off the wax. All colors fire at Cone 8.

**Graffito Kit #1** comes with Black, Blue, Brown, Green, Pink and Teal.

**Graffito Kit #2** comes with Orange, Red, Turquoise, Violet, White and Yellow.



Black      Blue      Brown      Green



Orange      Pink      Red      Teal




Turquoise      Violet      White      Yellow

Description	Code	Price (6 Sheets)
Black	UGGBLK	\$14.95
Blue	UGGBLUE	\$14.95
Brown	UGGBRN	\$14.95
Green	UGGGRN	\$14.95
Orange	UGGORN	\$14.95
Pink	UGGPINK	\$14.95
Red	UGGRED	\$14.95
Teal	UGGTEAL	\$14.95
Turquoise	UGGTUR	\$14.95
Violet	UGGVLT	\$14.95
White	UGGWHT	\$14.95
Yellow	UGGYEL	\$14.95
Graffito Kit #1	UGGKIT	\$14.95
Graffito Kit #2	UGGKIT2	\$14.95


### How to use Graffito Paper:



1. Trace your artwork with a pencil or pen through the Graffito to your item.



2. Peel back the Graffito revealing transferred work. To set the image fire to Cone 013 to burn off the wax.



3. Glaze & Fire!



# Specialty Products

## Minnesota Marker

The Minnesota Marker is a unique felt tip ceramic marker which allows the ceramic decorator the ability to create fluid flowing lines on everything from hand thrown pottery to soft firebrick. Anyone who can use a traditional felt tip pen, can use the Minnesota Markers - making this product especially useful for contemporary studios. Minnesota Marker is also a great idea when signing pieces for special occasions like weddings and other family milestones.

Description	Code	Fine Line Price	Code	Mega Line Price
Blue	MMBLUF	\$13.95	MMBLUM	\$16.95



Blue is available in two sizes: Mega Marker and Fine Line. The ink filters through the felt nib using capillary action, the resulting color stains the surface of the clay. **Note: To set the ink on the surface before the piece must be fired to Cone 05. Then before adding a clear glaze and fire again.**

**Minnesota Marker ink should only be applied to bisque ware.**

## Bisque Tile

Fine, white commercial quality bisque fired tiles. Self spacing for easy installation and grouting. The tiles may be decorated with underglaze products, then clear glazed and fired. BWBIS4H, BWBIS6H and BWBIS8H can be fired to Cone 6, but should be laid flat or be fully supported. BWBIS4 should be fired at Cone 04.

Code	Description	Price per Tile	Price per Case
BWBIS4	4 <sup>3/8</sup> " square x 1/4" thick-Full Case Ship Wt. 29 lbs.	\$0.85 Each	Full Case of 80 tiles \$0.70 per tile
BWBIS4H	4" square x 1/4" thick-Full Case Ship Wt. 29 lbs.	\$1.25 Each	Full Case of 86 tiles \$1.10 per tile
BWBIS6H	6 <sup>1/8</sup> " square x 1/4" thick-Full Case Ship Wt. 31 lbs.	\$1.90 Each	Full Case of 88 tiles \$1.65 per tile
BWBIS8H	8" x 8" square x 1/4" thick	\$3.50 Each	-



## Bisque Ware Platter

This platter has an 18" diameter. Fires from cone 06 to 05. This piece is functional after it has been glazed and fired. It also works well with our Minnesota Marker which can be used as a wedding signature platter. It holds about 100-125 signatures.



CSBIS948	7 lbs.	\$19.00
----------	--------	---------

## Bisque Tile Kit

This is a complete classroom project! There are two options for the tile kits, low fire or high fire. Kit includes: six 2 oz. bottles of Minnesota Clay Underglaze (black, white, blue, green, bright red and yellow), pint of clear glaze, a Black Potter's Pen and twenty-four 4" bisque tiles. Directions and project ideas are also included. **Newly added** is Cone 6 Tile Kit, that comes with BT1 clear glaze. **\*We recommended laying your tiles flat without glaze on the bottom of the shelf when firing to Cone 6.**



TILEKIT	12 lbs.	\$55.95
TILEKITH*	12 lbs.	\$61.95

## Wax Resist

A water soluble wax emulsion brushed on to bisque ware or greenware. Glaze, underglaze or slip will not adhere to wax. Green wax is for better visibility. **Unusable if frozen.**

### Standard Wax

Code	Size	Price
WAXP	Pint	\$12.95
WAXQ	Quart	\$18.95
WAXG	Gallon	\$50.95

### Blue Wax

Code	Size	Price
GWAXP	Pint	\$14.95
GWAXQ	Quart	\$22.95
GWAXG	Gallon	\$62.95
UGWAXP	Pen	\$10.50



## Amaco Gum Solution

Add gum solution to glazes to improve their brushability and slow their drying time which results in a more even consistent application. Old, thick glazes can be brought back to their original creamy consistency by adding some water and a little gum solution. Gum solution will prevent glazes from drying fast and crackling.

RGGUMS	Pint	\$6.90
--------	------	--------

## Suspendaid

This is a mixture designed to help prevent the settling of glazes, especially ones to which additional water has been added.

RGSAID	Pint	\$9.95
--------	------	--------

